

2022 MOCADSV
Member Agencies'

Domestic Violence Statistics

STATEWIDE



mocadsv

MOCADSV is the primary source of domestic and sexual violence service data in Missouri, with the majority of direct service providers contributing to these reports.

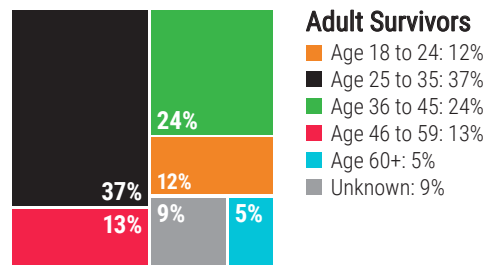
888.666.1911
www.mocadsv.org

217 Oscar Drive, Suite A
Jefferson City, MO 65101




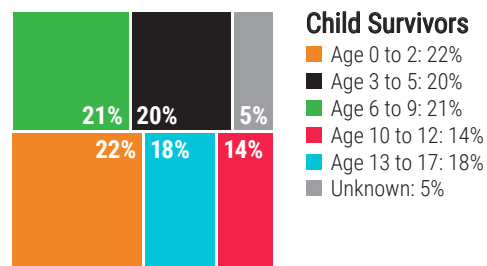
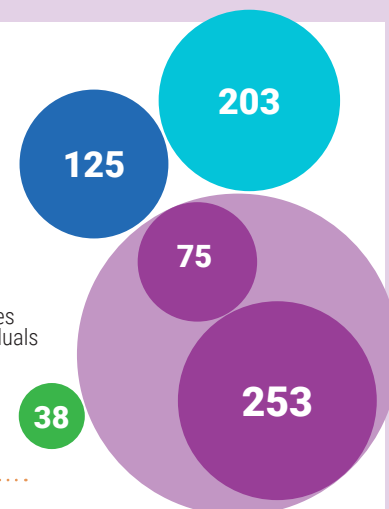
Demographics of domestic violence survivors in the state of Missouri

Throughout 2022, MOCADSV member agencies served domestic violence survivors of multiple ethnicities, abilities, gender identities, sexual orientations, and ages.



Survivor Self-Identification

- LGBTQ+ Individuals**
75 received residential services
253 received non-residential services
- Survivors Receiving Language Services**
2,053 hours of interpretation for languages other than English provided to 203 individuals
- Deaf/Hard of Hearing Individuals**
38 received 280 hours of interpretation
- Human Trafficking Survivors**
125 received services in Missouri

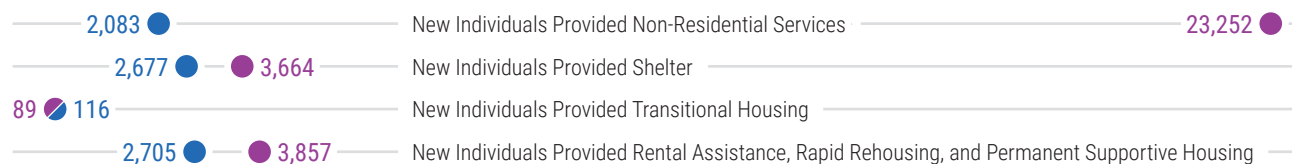


Survivor Ethnicities

- White/Caucasian: 49%
- Black/African American: 29%
- Latino/Hispanic: 4%
- Multiracial: 4%
- Other: 1%
- Asian: 1%
- American Indian/Alaska Native, Native Hawaiian or Other Pacific Islander: 1%
- Unknown: 11%

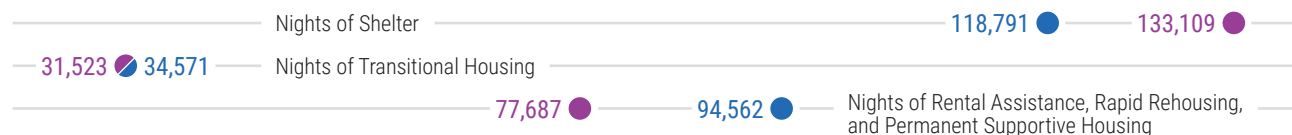
Thousands of adults and children received residential and non-residential services

The number of individuals who received services is illustrated below.



Thousands of adults and children received safe nights from member agencies

Safe nights were provided to victims through emergency shelter, transitional housing, rental assistance, Rapid Rehousing, and Permanent Supportive Housing. The number of safe nights received by type is illustrated below.



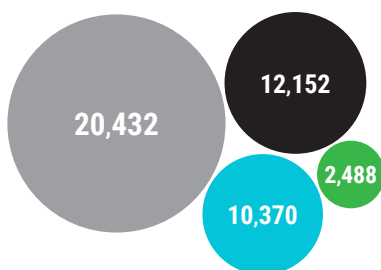
Survivor outcomes

Increasing survivors' knowledge of safety planning and community resources leads to increased safety and well-being over time. In 2022, MOCADSV's member agencies collected **7,437** surveys from domestic violence survivors.



Therapy and group services

Throughout 2022, Missouri survivors attended thousands of support groups and therapy sessions.



- Support Groups**
12,152 individuals attended 4,520 groups
- Groups Led by Licensed Professional Therapists**
10,370 individuals attended 1,077 groups
- Other Types of Groups Offered**
20,432 individuals attended 2,736 groups
- Individual Licensed Professional Therapy**
2,488 individuals received a total of 30,532 hours of services

By the numbers

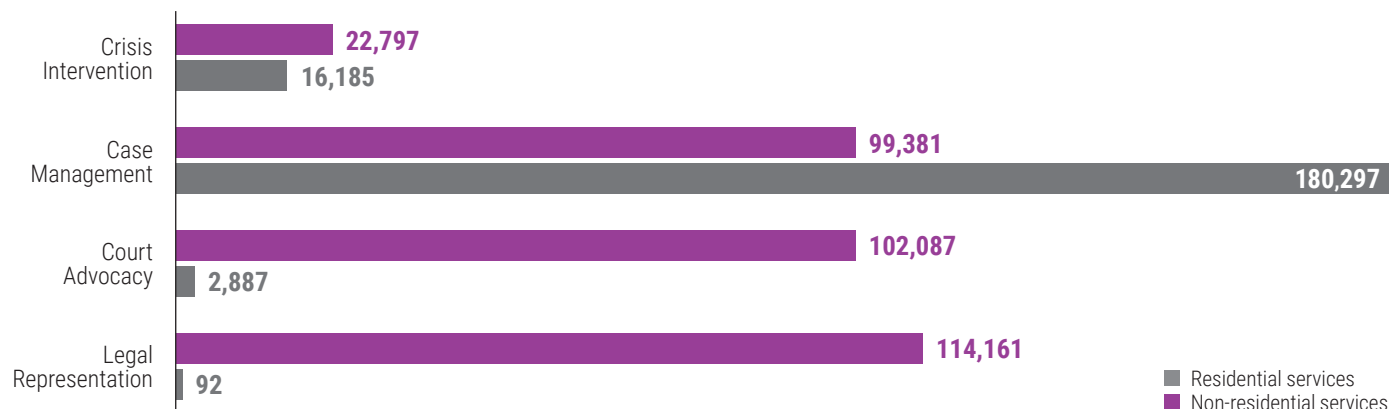
438 youth-oriented presentations were held with **10,806** attendees

1,663 adult-oriented presentations were held with **20,987** attendees

70,793 hotline calls were answered throughout Missouri. That's an average of **193** calls per day

93 documents were translated into languages other than English

Advocates noted each time they worked with victims seeking non-residential services and shelter...



...with thousands of needs unmet as agencies lacked resources



Hours of services

Throughout 2022, MOCADSV member agencies provided thousands of hours of advocacy and support to domestic violence survivors in the state of Missouri. This included the following services.

